



## Description

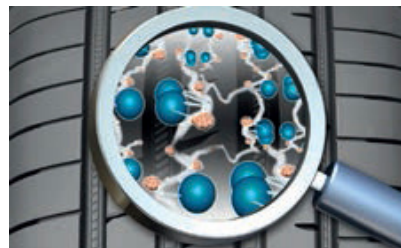
This new ultra high performance tyre is specifically designed to offer a shorter braking distance, no matter what road conditions you encounter. This lets you stay comfortably in control, so you can relax and enjoy every single journey

Goodyear's Eagle F1 Asymmetric 3 ultra high performance tyre offers shorter braking distances on wet and dry roads, for a safer ride.

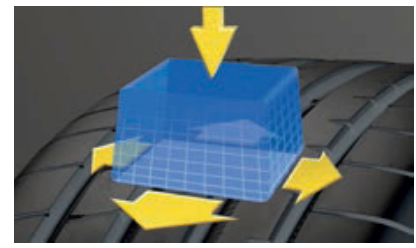
## Benefits



**Durability and precision steering**  
Goodyear's new Reinforced Construction Technology results in a tyre that's lighter and stronger. This means you'll benefit from better fuel efficiency, improved tread wear and smoother handling around corners.



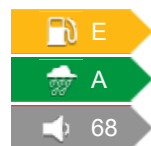
**Enhanced grip** The Eagle F1 Asymmetric 3 tyre features the new Grip Booster compound, which is made with a sticky, adhesive resin to increase your vehicle's grip on road surfaces. This design provides the best braking and handling experience, so you can feel confident in any road conditions.



**Shorter braking distance** Active Braking Technology makes your tyre react when you brake, automatically increasing the surface area in contact with the road to improve the grip. The benefit? A shorter braking distance on both wet and dry surfaces, for improved safety and comfort on the road.

## Product details

**225/45R17 91Y FP FP, code: 532744**



**Marking**  
Asymmetric  
FP Rim Protection  
TL Tubeless type

**Season**  
Summer




**EAN**  
5452000497918

**Load index**  
91




**Speed index**  
Y <= 300 KM/H

**Rim**  
17




## 245/35ZR20 (95Y) NA0 XL FP FP, code: 544239

|   |                              |                         |                             |                         |                                     |                  |
|---|------------------------------|-------------------------|-----------------------------|-------------------------|-------------------------------------|------------------|
|  E  | <b>Marking</b><br>Asymmetric | <b>Season</b><br>Summer | <b>EAN</b><br>5452000718563 | <b>Load index</b><br>95 | <b>Speed index</b><br>Y <= 300 KM/H | <b>Rim</b><br>20 |
|  B  | FP Rim Protection            |                         |                             |                         |                                     |                  |
|   | NA0                          |                         |                             |                         |                                     |                  |
|  69 | XL Extra Load                |                         |                             |                         |                                     |                  |
|   | TL Tubeless type             |                         |                             |                         |                                     |                  |

## 245/45R17 99Y XL FP FP, code: 536031

|   |                              |                         |                             |                         |                                     |                  |
|---|------------------------------|-------------------------|-----------------------------|-------------------------|-------------------------------------|------------------|
|  C  | <b>Marking</b><br>Asymmetric | <b>Season</b><br>Summer | <b>EAN</b><br>5452000563767 | <b>Load index</b><br>99 | <b>Speed index</b><br>Y <= 300 KM/H | <b>Rim</b><br>17 |
|  A  | FP Rim Protection            |                         |                             |                         |                                     |                  |
|   | XL Extra Load                |                         |                             |                         |                                     |                  |
|  68 | TL Tubeless type             |                         |                             |                         |                                     |                  |




## 225/55R17 97W, code: 540769

|   |                              |                                     |                             |                         |  |  |
|---|------------------------------|-------------------------------------|-----------------------------|-------------------------|--|--|
|  B  | <b>Marking</b><br>Asymmetric | <b>Season</b><br>Summer             | <b>EAN</b><br>5452000667656 | <b>Load index</b><br>97 |  |  |
|  B  | TL Tubeless type             |                                     |                             |                         |  |  |
|  70 |                              | <b>Speed index</b><br>W <= 270 KM/H | <b>Rim</b><br>17            |                         |  |  |






Arteon




## 255/45R20 101V FP FP, code: 544777

|   |                              |                         |                             |                          |                                     |                  |
|---|------------------------------|-------------------------|-----------------------------|--------------------------|-------------------------------------|------------------|
|  B  | <b>Marking</b><br>Asymmetric | <b>Season</b><br>Summer | <b>EAN</b><br>5452000724298 | <b>Load index</b><br>101 | <b>Speed index</b><br>V <= 240 KM/H | <b>Rim</b><br>20 |
|  A  | FP Rim Protection            |                         |                             |                          |                                     |                  |
|  70 | TL Tubeless type             |                         |                             |                          |                                     |                  |

## 265/40R20 104Y AO XL FP FP, code: 546073

|   |                              |                         |                             |                          |                                     |                  |
|---|------------------------------|-------------------------|-----------------------------|--------------------------|-------------------------------------|------------------|
|  C  | <b>Marking</b><br>Asymmetric | <b>Season</b><br>Summer | <b>EAN</b><br>5452000736505 | <b>Load index</b><br>104 | <b>Speed index</b><br>Y <= 300 KM/H | <b>Rim</b><br>20 |
|  B  | FP Rim Protection            |                         |                             |                          |                                     |                  |
|   | AO                           |                         |                             |                          |                                     |                  |
|  70 | XL Extra Load                |                         |                             |                          |                                     |                  |
|   | TL Tubeless type             |                         |                             |                          |                                     |                  |




## 255/40R18 95Y AR ROF, code: 537840

|   |                              |                              |                             |                                     |                  |  |
|---|------------------------------|------------------------------|-----------------------------|-------------------------------------|------------------|--|
|  E  | <b>Marking</b><br>Asymmetric | <b>Season</b><br>Summer      | <b>EAN</b><br>5452000578136 |                                     |                  |  |
|  B  | AR                           |                              |                             |                                     |                  |  |
|  70 | TL Tubeless type             | <b>Axis position</b><br>Rear | <b>Load index</b><br>95     | <b>Speed index</b><br>Y <= 300 KM/H | <b>Rim</b><br>18 |  |






Giulia




## 235/45R18 94W FP FP, code: 549846


|   |   |                         |                             |                         |                                     |                  |
|---|---|-------------------------|-----------------------------|-------------------------|-------------------------------------|------------------|
|  B  | <b>Marking</b><br>Asymmetric<br>FP Rim Protection<br>TL Tubeless type | <b>Season</b><br>Summer | <b>EAN</b><br>5452000826053 | <b>Load index</b><br>94 | <b>Speed index</b><br>W <= 270 KM/H | <b>Rim</b><br>18 |
|  A  |   |                         |                             |                         |                                     |                  |
|  71 |   |                         |                             |                         |                                     |                  |


## 205/40R17 84W XL FP FP, code: 532535

|   |  |                         |                             |                         |                                     |                  |
|---|--|-------------------------|-----------------------------|-------------------------|-------------------------------------|------------------|
|  E  | <b>Marking</b><br>Asymmetric<br>FP Rim Protection<br>XL Extra Load<br>TL Tubeless type | <b>Season</b><br>Summer | <b>EAN</b><br>5452000497826 | <b>Load index</b><br>84 | <b>Speed index</b><br>W <= 270 KM/H | <b>Rim</b><br>17 |
|  A  |  |                         |                             |                         |                                     |                  |
|  67 |  |                         |                             |                         |                                     |                  |




## 245/40R19 98Y \* RSC MOE XL ROF FP FP, code: 532421

|   |   |                         |                             |                               |                         |                                     |                  |
|---|---|-------------------------|-----------------------------|-------------------------------|-------------------------|-------------------------------------|------------------|
|  C  | <b>Marking</b><br>Asymmetric<br>FP Rim Protection<br>* RSC MOE<br>XL Extra Load<br>TL Tubeless type | <b>Season</b><br>Summer | <b>EAN</b><br>5452000488107 | <b>Axis position</b><br>Front | <b>Load index</b><br>98 | <b>Speed index</b><br>Y <= 300 KM/H | <b>Rim</b><br>19 |
|  B  |   |                         |                             |                               |                         |                                     |                  |
|  68 |   |                         |                             |                               |                         |                                     |                  |

 5  
Series  
 E-Class  
E-Class  
Estate




 This tire has been designed for Original Equipment purposes and has a different tread compared to the replacement tire displayed. We advise not to mix but only mount tires with the same tread pattern on the same axle.

## 295/40ZR19 (108Y) N0 XL FP FP, code: 535775

|   |  |                         |                             |                              |                          |                                     |                  |
|---|--|-------------------------|-----------------------------|------------------------------|--------------------------|-------------------------------------|------------------|
|  C  | <b>Marking</b><br>Asymmetric<br>FP Rim Protection<br>N0<br>XL Extra Load<br>TL Tubeless type | <b>Season</b><br>Summer | <b>EAN</b><br>5452000562739 | <b>Axis position</b><br>Rear | <b>Load index</b><br>108 | <b>Speed index</b><br>Y <= 300 KM/H | <b>Rim</b><br>19 |
|  A  |  |                         |                             |                              |                          |                                     |                  |
|  70 |  |                         |                             |                              |                          |                                     |                  |




 Panamera

## 255/45R19 104Y AO XL FP FP, code: 544734




|   |  |                         |                             |                          |                                     |                  |
|---|--|-------------------------|-----------------------------|--------------------------|-------------------------------------|------------------|
|  C  | <b>Marking</b><br>Asymmetric<br>FP Rim Protection<br>AO<br>XL Extra Load<br>TL Tubeless type | <b>Season</b><br>Summer | <b>EAN</b><br>5452000722928 | <b>Load index</b><br>104 | <b>Speed index</b><br>Y <= 300 KM/H | <b>Rim</b><br>19 |
|  A  |  |                         |                             |                          |                                     |                  |
|  68 |  |                         |                             |                          |                                     |                  |

 A8




### 205/45R17 88W XL FP FP, code: 536029

|  |  |                         |                             |                         |                                     |                  |
|--|--|-------------------------|-----------------------------|-------------------------|-------------------------------------|------------------|
|  C  | <b>Marking</b><br>Asymmetric<br>FP Rim Protection<br>XL Extra Load<br>TL Tubeless type | <b>Season</b><br>Summer | <b>EAN</b><br>5452000563743 | <b>Load index</b><br>88 | <b>Speed index</b><br>W <= 270 KM/H | <b>Rim</b><br>17 |
|  A  |  |                         |                             |                         |                                     |                  |
|  69 |  |                         |                             |                         |                                     |                  |




### 235/55R18 104Y AO XL, code: 539103

|  |   |                         |                             |                          |                                     |                  |
|--|---|-------------------------|-----------------------------|--------------------------|-------------------------------------|------------------|
|  B  | <b>Marking</b><br>Asymmetric<br>AO<br>XL Extra Load<br>TL Tubeless type | <b>Season</b><br>Summer | <b>EAN</b><br>5452000583819 | <b>Load index</b><br>104 | <b>Speed index</b><br>Y <= 300 KM/H | <b>Rim</b><br>18 |
|  B  |   |                         |                             |                          |                                     |                  |
|  69 |   |                         |                             |                          |                                     |                  |




### 275/35R18 99Y XL FP FP, code: 537367

|  |  |                         |                             |                         |                                     |                  |
|--|--|-------------------------|-----------------------------|-------------------------|-------------------------------------|------------------|
|  C  | <b>Marking</b><br>Asymmetric<br>FP Rim Protection<br>XL Extra Load<br>TL Tubeless type | <b>Season</b><br>Summer | <b>EAN</b><br>5452000573506 | <b>Load index</b><br>99 | <b>Speed index</b><br>Y <= 300 KM/H | <b>Rim</b><br>18 |
|  A  |  |                         |                             |                         |                                     |                  |
|  69 |  |                         |                             |                         |                                     |                  |




### 235/50R18 101Y XL FP FP, code: 536093

|  |  |                         |                             |                          |                                     |                  |
|--|--|-------------------------|-----------------------------|--------------------------|-------------------------------------|------------------|
|  C   | <b>Marking</b><br>Asymmetric<br>FP Rim Protection<br>XL Extra Load<br>TL Tubeless type | <b>Season</b><br>Summer | <b>EAN</b><br>5452000564214 | <b>Load index</b><br>101 | <b>Speed index</b><br>Y <= 300 KM/H | <b>Rim</b><br>18 |
|  A  |  |                         |                             |                          |                                     |                  |
|  68 |  |                         |                             |                          |                                     |                  |

### 205/45R17 88Y XL FP FP, code: 546345

|  |  |                         |                             |                         |                                     |                  |
|--|--|-------------------------|-----------------------------|-------------------------|-------------------------------------|------------------|
|  E  | <b>Marking</b><br>Asymmetric<br>FP Rim Protection<br>XL Extra Load<br>TL Tubeless type | <b>Season</b><br>Summer | <b>EAN</b><br>5452000739308 | <b>Load index</b><br>88 | <b>Speed index</b><br>Y <= 300 KM/H | <b>Rim</b><br>17 |
|  B  |  |                         |                             |                         |                                     |                  |
|  69 |  |                         |                             |                         |                                     |                  |

### 265/35R22 102W XL FP FP, code: 540815

|  |  |                         |                             |                          |                                     |                  |
|--|--|-------------------------|-----------------------------|--------------------------|-------------------------------------|------------------|
|  E  | <b>Marking</b><br>Asymmetric<br>FP Rim Protection<br>XL Extra Load<br>TL Tubeless type | <b>Season</b><br>Summer | <b>EAN</b><br>5452000667434 | <b>Load index</b><br>102 | <b>Speed index</b><br>W <= 270 KM/H | <b>Rim</b><br>22 |
|  B  |  |                         |                             |                          |                                     |                  |
|  72 |  |                         |                             |                          |                                     |                  |




Model  
X

**225/45R18 91Y AR ROF, code: 540810**

Giulia



**Marking**  
Asymmetric  
AR  
TL Tubeless type

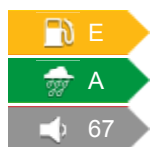


**Season** Summer  
**EAN** 5452000668325  
**Load index** 91  
**Speed index** Y <= 300 KM/H  
**Rim** 18

**215/45R17 91W AO XL FP FP, code: 543910**

**Marking**  
Asymmetric  
FP Rim Protection  
AO  
XL Extra Load  
TL Tubeless type

**Season** Summer  
**EAN** 5452000714114  
**Load index** 91  
**Speed index** W <= 270 KM/H  
**Rim** 17


**245/40R18 93Y FP FP, code: 543737**

**Marking**  
Asymmetric  
FP Rim Protection  
TL Tubeless type

**Season** Summer  
**EAN** 5452000711892  
**Load index** 93  
**Speed index** Y <= 300 KM/H  
**Rim** 18

**265/45ZR19 (105Y) N0 XL FP FP, code: 535774**

Panamera




**Marking**  
Asymmetric  
FP Rim Protection  
N0  
XL Extra Load  
TL Tubeless type

**Season** Summer  
**EAN** 5452000562722  
**Axis position** Front  
**Load index** 105  
**Speed index** Y <= 300 KM/H  
**Rim** 19

**225/50R17 94Y FP FP, code: 532747**

**Marking**  
Asymmetric  
FP Rim Protection  
TL Tubeless type

**Season** Summer  
**EAN** 5452000497949  
**Load index** 94  
**Speed index** Y <= 300 KM/H  
**Rim** 17

**245/45R18 100Y XL FP FP, code: 532764**

**Marking**  
Asymmetric  
FP Rim Protection  
XL Extra Load  
TL Tubeless type

**Season** Summer  
**EAN** 5452000498113  
**Load index** 100  
**Speed index** Y <= 300 KM/H  
**Rim** 18

## 245/40R19 98Y J XL FP FP, code: 533315



|    |   |                         |                             |                         |                                     |                  |
|----|---|-------------------------|-----------------------------|-------------------------|-------------------------------------|------------------|
| E  | <b>Marking</b><br>Asymmetric<br>FP Rim Protection | <b>Season</b><br>Summer | <b>EAN</b><br>5452000539588 |                         |                                     |                  |
| A  | J   |                         |                             | <b>Load index</b><br>98 | <b>Speed index</b><br>Y <= 300 KM/H | <b>Rim</b><br>19 |
| 68 | XL Extra Load<br>TL Tubeless type                 |                         |                             |                         |                                     |                  |

## 235/35R19 91Y XL FP FP, code: 532750

|    |   |                         |                             |                         |                                     |                  |
|----|---|-------------------------|-----------------------------|-------------------------|-------------------------------------|------------------|
| C  | <b>Marking</b><br>Asymmetric<br>FP Rim Protection | <b>Season</b><br>Summer | <b>EAN</b><br>5452000497970 | <b>Load index</b><br>91 | <b>Speed index</b><br>Y <= 300 KM/H | <b>Rim</b><br>19 |
| A  | XL Extra Load                                     |                         |                             |                         |                                     |                  |
| 69 | TL Tubeless type                                  |                         |                             |                         |                                     |                  |

## 225/55R17 97Y FP FP SCT, code: 541947

|    |                                       |                         |                             |                         |                                     |  |
|----|---------------------------------------|-------------------------|-----------------------------|-------------------------|-------------------------------------|--|
| C  | <b>Marking</b><br>Asymmetric          | <b>Season</b><br>Summer | <b>EAN</b><br>5452000680327 | <b>Load index</b><br>97 | <b>Speed index</b><br>Y <= 300 KM/H |  |
| A  | SCT Sound Comfort Technology          |                         |                             |                         |                                     |  |
| 68 | FP Rim Protection<br>TL Tubeless type |                         | <b>Rim</b><br>17            |                         |                                     |  |

## 225/55R17 97Y FP FP, code: 532748

|    |                              |                         |                             |                         |                                     |                  |
|----|------------------------------|-------------------------|-----------------------------|-------------------------|-------------------------------------|------------------|
| C  | <b>Marking</b><br>Asymmetric | <b>Season</b><br>Summer | <b>EAN</b><br>5452000497956 | <b>Load index</b><br>97 | <b>Speed index</b><br>Y <= 300 KM/H | <b>Rim</b><br>17 |
| A  | FP Rim Protection            |                         |                             |                         |                                     |                  |
| 68 | TL Tubeless type             |                         |                             |                         |                                     |                  |


## 225/55R17 101V J XL FP FP, code: 547495

|    |  |                         |                             |                          |                                     |                  |
|----|--|-------------------------|-----------------------------|--------------------------|-------------------------------------|------------------|
| A  | <b>Marking</b><br>Asymmetric           | <b>Season</b><br>Summer | <b>EAN</b><br>5452000803092 | <b>Load index</b><br>101 | <b>Speed index</b><br>V <= 240 KM/H | <b>Rim</b><br>17 |
| B  | FP Rim Protection                      |                         |                             |                          |                                     |                  |
| 70 | J<br>XL Extra Load<br>TL Tubeless type |                         |                             |                          |                                     |                  |




## 245/45R17 95Y FP FP, code: 532763

|    |                              |                         |                             |                         |                                     |                  |
|----|------------------------------|-------------------------|-----------------------------|-------------------------|-------------------------------------|------------------|
| C  | <b>Marking</b><br>Asymmetric | <b>Season</b><br>Summer | <b>EAN</b><br>5452000498106 | <b>Load index</b><br>95 | <b>Speed index</b><br>Y <= 300 KM/H | <b>Rim</b><br>17 |
| A  | FP Rim Protection            |                         |                             |                         |                                     |                  |
| 68 | TL Tubeless type             |                         |                             |                         |                                     |                  |

## 225/50R18 95W \*RSC ROF FP FP, code: 548316

|   |                             |               |               |                   |                    |  |
|---|-----------------------------|---------------|---------------|-------------------|--------------------|--|
|  C  | <b>Marking</b>              | <b>Season</b> | <b>EAN</b>    | <b>Load index</b> | <b>Speed index</b> |  |
|  C  | Asymmetric                  | Summer        | 5452000813992 | 95                | W <= 270 KM/H      |  |
|  67 | FP Rim Protection           |               |               |                   |                    |  |
|   | *RSC Runflat System Control |               |               |                   |                    |  |
|   | TL Tubeless type            | <b>Rim</b>    |               |                   |                    |  |
|    |                             | 18            |               |                   |                    |  |




## 215/40R17 87Y XL FP FP, code: 532537

|   |                   |               |               |                   |                    |            |
|---|-------------------|---------------|---------------|-------------------|--------------------|------------|
|  C  | <b>Marking</b>    | <b>Season</b> | <b>EAN</b>    | <b>Load index</b> | <b>Speed index</b> | <b>Rim</b> |
|  A  | Asymmetric        | Summer        | 5452000497840 | 87                | Y <= 300 KM/H      | 17         |
|  69 | FP Rim Protection |               |               |                   |                    |            |
|   | XL Extra Load     |               |               |                   |                    |            |
|   | TL Tubeless type  |               |               |                   |                    |            |




## 225/50R17 98Y XL FP FP SCT, code: 541951

|   |                              |               |               |                   |                    |  |
|---|------------------------------|---------------|---------------|-------------------|--------------------|--|
|  C  | <b>Marking</b>               | <b>Season</b> | <b>EAN</b>    | <b>Load index</b> | <b>Speed index</b> |  |
|  A  | Asymmetric                   | Summer        | 5452000680365 | 98                | Y <= 300 KM/H      |  |
|  68 | SCT Sound Comfort Technology |               |               |                   |                    |  |
|   | FP Rim Protection            | <b>Rim</b>    |               |                   |                    |  |
|   | XL Extra Load                | 17            |               |                   |                    |  |
|   | TL Tubeless type             |               |               |                   |                    |  |




## 265/30R20 94Y XL FP FP, code: 542745

|   |                   |               |               |                   |                    |            |
|---|-------------------|---------------|---------------|-------------------|--------------------|------------|
|  C  | <b>Marking</b>    | <b>Season</b> | <b>EAN</b>    | <b>Load index</b> | <b>Speed index</b> | <b>Rim</b> |
|  A  | Asymmetric        | Summer        | 5452000686589 | 94                | Y <= 300 KM/H      | 20         |
|  69 | FP Rim Protection |               |               |                   |                    |            |
|   | XL Extra Load     |               |               |                   |                    |            |
|   | TL Tubeless type  |               |               |                   |                    |            |




## 205/45R17 88V XL FP FP, code: 544574

|   |                   |               |               |                   |                    |            |
|---|-------------------|---------------|---------------|-------------------|--------------------|------------|
|  C  | <b>Marking</b>    | <b>Season</b> | <b>EAN</b>    | <b>Load index</b> | <b>Speed index</b> | <b>Rim</b> |
|  A  | Asymmetric        | Summer        | 5452000722188 | 88                | V <= 240 KM/H      | 17         |
|  69 | FP Rim Protection |               |               |                   |                    |            |
|   | XL Extra Load     |               |               |                   |                    |            |
|   | TL Tubeless type  |               |               |                   |                    |            |




## 205/50R17 93Y XL FP FP, code: 532536

|   |                   |               |               |                   |                    |            |
|---|-------------------|---------------|---------------|-------------------|--------------------|------------|
|  C  | <b>Marking</b>    | <b>Season</b> | <b>EAN</b>    | <b>Load index</b> | <b>Speed index</b> | <b>Rim</b> |
|  A  | Asymmetric        | Summer        | 5452000497833 | 93                | Y <= 300 KM/H      | 17         |
|  67 | FP Rim Protection |               |               |                   |                    |            |
|   | XL Extra Load     |               |               |                   |                    |            |
|   | TL Tubeless type  |               |               |                   |                    |            |




## 245/45R19 102Y XL FP FP, code: 532765

|   |                              |                         |                             |                          |                                     |                  |
|---|------------------------------|-------------------------|-----------------------------|--------------------------|-------------------------------------|------------------|
|  C  | <b>Marking</b><br>Asymmetric | <b>Season</b><br>Summer | <b>EAN</b><br>5452000498120 | <b>Load index</b><br>102 | <b>Speed index</b><br>Y <= 300 KM/H | <b>Rim</b><br>19 |
|  A  | FP Rim Protection            |                         |                             |                          |                                     |                  |
|  69 | XL Extra Load                |                         |                             |                          |                                     |                  |
|   | TL Tubeless type             |                         |                             |                          |                                     |                  |




## 265/35R18 97Y XL FP FP, code: 532774

|   |                              |                         |                             |                         |                                     |                  |
|---|------------------------------|-------------------------|-----------------------------|-------------------------|-------------------------------------|------------------|
|  C  | <b>Marking</b><br>Asymmetric | <b>Season</b><br>Summer | <b>EAN</b><br>5452000498212 | <b>Load index</b><br>97 | <b>Speed index</b><br>Y <= 300 KM/H | <b>Rim</b><br>18 |
|  A  | FP Rim Protection            |                         |                             |                         |                                     |                  |
|  70 | XL Extra Load                |                         |                             |                         |                                     |                  |
|   | TL Tubeless type             |                         |                             |                         |                                     |                  |




## 225/35R18 87W XL FP FP, code: 546363

|   |                              |                         |                             |                         |                                     |                  |
|---|------------------------------|-------------------------|-----------------------------|-------------------------|-------------------------------------|------------------|
|  E  | <b>Marking</b><br>Asymmetric | <b>Season</b><br>Summer | <b>EAN</b><br>5452000739810 | <b>Load index</b><br>87 | <b>Speed index</b><br>W <= 270 KM/H | <b>Rim</b><br>18 |
|  A  | FP Rim Protection            |                         |                             |                         |                                     |                  |
|  68 | XL Extra Load                |                         |                             |                         |                                     |                  |
|   | TL Tubeless type             |                         |                             |                         |                                     |                  |




## 255/45R18 99Y FP FP, code: 532773

|   |                              |                         |                             |                         |                                     |                  |
|---|------------------------------|-------------------------|-----------------------------|-------------------------|-------------------------------------|------------------|
|  C   | <b>Marking</b><br>Asymmetric | <b>Season</b><br>Summer | <b>EAN</b><br>5452000498205 | <b>Load index</b><br>99 | <b>Speed index</b><br>Y <= 300 KM/H | <b>Rim</b><br>18 |
|  A  | FP Rim Protection            |                         |                             |                         |                                     |                  |
|  69 | TL Tubeless type             |                         |                             |                         |                                     |                  |




## 205/45R17 88Y XL FP FP, code: 547141

|   |                              |                         |                             |                         |                                     |                  |
|---|------------------------------|-------------------------|-----------------------------|-------------------------|-------------------------------------|------------------|
|  C  | <b>Marking</b><br>Asymmetric | <b>Season</b><br>Summer | <b>EAN</b><br>5452000800428 | <b>Load index</b><br>88 | <b>Speed index</b><br>Y <= 300 KM/H | <b>Rim</b><br>17 |
|  A  | FP Rim Protection            |                         |                             |                         |                                     |                  |
|  69 | XL Extra Load                |                         |                             |                         |                                     |                  |
|   | TL Tubeless type             |                         |                             |                         |                                     |                  |

## 255/45R18 103Y XL FP FP, code: 532772




|   |                              |                         |                             |                          |                                     |                  |
|---|------------------------------|-------------------------|-----------------------------|--------------------------|-------------------------------------|------------------|
|  B  | <b>Marking</b><br>Asymmetric | <b>Season</b><br>Summer | <b>EAN</b><br>5452000498199 | <b>Load index</b><br>103 | <b>Speed index</b><br>Y <= 300 KM/H | <b>Rim</b><br>18 |
|  A  | FP Rim Protection            |                         |                             |                          |                                     |                  |
|  69 | XL Extra Load                |                         |                             |                          |                                     |                  |
|   | TL Tubeless type             |                         |                             |                          |                                     |                  |

## 255/30R19 91Y XL FP FP, code: 532766




|   |                              |                         |                             |                         |                                     |                  |
|---|------------------------------|-------------------------|-----------------------------|-------------------------|-------------------------------------|------------------|
|  C  | <b>Marking</b><br>Asymmetric | <b>Season</b><br>Summer | <b>EAN</b><br>5452000498137 | <b>Load index</b><br>91 | <b>Speed index</b><br>Y <= 300 KM/H | <b>Rim</b><br>19 |
|  A  | FP Rim Protection            |                         |                             |                         |                                     |                  |
|  69 | XL Extra Load                |                         |                             |                         |                                     |                  |
|   | TL Tubeless type             |                         |                             |                         |                                     |                  |






### 275/35R19 100Y XL FP FP, code: 540532

|  |  |                         |                             |                          |                                     |                  |
|--|--|-------------------------|-----------------------------|--------------------------|-------------------------------------|------------------|
|  C  | <b>Marking</b><br>Asymmetric<br>FP Rim Protection<br>XL Extra Load<br>TL Tubeless type | <b>Season</b><br>Summer | <b>EAN</b><br>5452000664488 | <b>Load index</b><br>100 | <b>Speed index</b><br>Y <= 300 KM/H | <b>Rim</b><br>19 |
|  A  |  |                         |                             |                          |                                     |                  |
|  69 |  |                         |                             |                          |                                     |                  |




### 215/40R18 89Y AO XL FP FP, code: 543911

|  |  |                         |                             |                         |                                     |                  |
|--|--|-------------------------|-----------------------------|-------------------------|-------------------------------------|------------------|
|  C  | <b>Marking</b><br>Asymmetric<br>FP Rim Protection<br>AO<br>XL Extra Load<br>TL Tubeless type | <b>Season</b><br>Summer | <b>EAN</b><br>5452000714121 | <b>Load index</b><br>89 | <b>Speed index</b><br>Y <= 300 KM/H | <b>Rim</b><br>18 |
|  B  |  |                         |                             |                         |                                     |                  |
|  70 |  |                         |                             |                         |                                     |                  |




### 225/40R19 93Y XL FP FP, code: 542752

|  |  |                         |                             |                         |                                     |                  |
|--|--|-------------------------|-----------------------------|-------------------------|-------------------------------------|------------------|
|  C  | <b>Marking</b><br>Asymmetric<br>FP Rim Protection<br>XL Extra Load<br>TL Tubeless type | <b>Season</b><br>Summer | <b>EAN</b><br>5452000686640 | <b>Load index</b><br>93 | <b>Speed index</b><br>Y <= 300 KM/H | <b>Rim</b><br>19 |
|  A  |  |                         |                             |                         |                                     |                  |
|  68 |  |                         |                             |                         |                                     |                  |

### 255/35R19 96Y XL FP FP, code: 532769




|  |  |                         |                             |                         |                                     |                  |
|--|--|-------------------------|-----------------------------|-------------------------|-------------------------------------|------------------|
|  C  | <b>Marking</b><br>Asymmetric<br>FP Rim Protection<br>XL Extra Load<br>TL Tubeless type | <b>Season</b><br>Summer | <b>EAN</b><br>5452000498168 | <b>Load index</b><br>96 | <b>Speed index</b><br>Y <= 300 KM/H | <b>Rim</b><br>19 |
|  A  |  |                         |                             |                         |                                     |                  |
|  69 |  |                         |                             |                         |                                     |                  |

### 285/35R22 106W XL FP FP SCT, code: 540818




|  |  |                         |                             |                          |                                     |                  |
|--|--|-------------------------|-----------------------------|--------------------------|-------------------------------------|------------------|
|  E  | <b>Marking</b><br>Asymmetric<br>SCT Sound Comfort Technology<br>FP Rim Protection<br>XL Extra Load<br>TL Tubeless type | <b>Season</b><br>Summer | <b>EAN</b><br>5452000667465 | <b>Load index</b><br>106 | <b>Speed index</b><br>W <= 270 KM/H | <b>Rim</b><br>22 |
|  B  |  |                         |                             |                          |                                     |                  |
|  73 |  |                         |                             |                          |                                     |                  |






### 255/35R18 94Y XL FP FP, code: 532768


|  |  |                         |                             |                         |                                     |                  |
|--|--|-------------------------|-----------------------------|-------------------------|-------------------------------------|------------------|
|  C  | <b>Marking</b><br>Asymmetric<br>FP Rim Protection<br>XL Extra Load<br>TL Tubeless type | <b>Season</b><br>Summer | <b>EAN</b><br>5452000498151 | <b>Load index</b><br>94 | <b>Speed index</b><br>Y <= 300 KM/H | <b>Rim</b><br>18 |
|  A  |  |                         |                             |                         |                                     |                  |
|  69 |  |                         |                             |                         |                                     |                  |

### 225/45R17 91W FP FP, code: 547470




|   |   |                         |                             |                         |                                     |                  |
|---|---|-------------------------|-----------------------------|-------------------------|-------------------------------------|------------------|
|  C  | <b>Marking</b><br>Asymmetric<br>FP Rim Protection<br>TL Tubeless type | <b>Season</b><br>Summer | <b>EAN</b><br>5452000804419 | <b>Load index</b><br>91 | <b>Speed index</b><br>W <= 270 KM/H | <b>Rim</b><br>17 |
|  B  |   |                         |                             |                         |                                     |                  |
|  71 |   |                         |                             |                         |                                     |                  |

### 275/30R20 97Y \* RSC MOE XL ROF FP FP, code: 574569




|   |   |                         |                             |                         |                                     |                  |
|---|---|-------------------------|-----------------------------|-------------------------|-------------------------------------|------------------|
|  C  | <b>Marking</b><br>Asymmetric<br>FP Rim Protection<br>* RSC MOE<br>XL Extra Load<br>TL Tubeless type | <b>Season</b><br>Summer | <b>EAN</b><br>5452000833464 | <b>Load index</b><br>97 | <b>Speed index</b><br>Y <= 300 KM/H | <b>Rim</b><br>20 |
|  B  |   |                         |                             |                         |                                     |                  |
|  72 |   |                         |                             |                         |                                     |                  |






### 255/40R19 100Y XL FP FP, code: 532771

|   |  |                         |                             |                          |                                     |                  |
|---|--|-------------------------|-----------------------------|--------------------------|-------------------------------------|------------------|
|  C  | <b>Marking</b><br>Asymmetric<br>FP Rim Protection<br>XL Extra Load<br>TL Tubeless type | <b>Season</b><br>Summer | <b>EAN</b><br>5452000498182 | <b>Load index</b><br>100 | <b>Speed index</b><br>Y <= 300 KM/H | <b>Rim</b><br>19 |
|  A  |  |                         |                             |                          |                                     |                  |
|  69 |  |                         |                             |                          |                                     |                  |




### 215/45R17 91Y XL FP FP, code: 532539

|   |  |                         |                             |                         |                                     |                  |
|---|--|-------------------------|-----------------------------|-------------------------|-------------------------------------|------------------|
|  C  | <b>Marking</b><br>Asymmetric<br>FP Rim Protection<br>XL Extra Load<br>TL Tubeless type | <b>Season</b><br>Summer | <b>EAN</b><br>5452000497864 | <b>Load index</b><br>91 | <b>Speed index</b><br>Y <= 300 KM/H | <b>Rim</b><br>17 |
|  A  |  |                         |                             |                         |                                     |                  |
|  67 |  |                         |                             |                         |                                     |                  |

### 225/35R19 88Y XL FP FP, code: 532540

|   |  |                         |                             |                         |                                     |                  |
|---|--|-------------------------|-----------------------------|-------------------------|-------------------------------------|------------------|
|  C  | <b>Marking</b><br>Asymmetric<br>FP Rim Protection<br>XL Extra Load<br>TL Tubeless type | <b>Season</b><br>Summer | <b>EAN</b><br>5452000497871 | <b>Load index</b><br>88 | <b>Speed index</b><br>Y <= 300 KM/H | <b>Rim</b><br>19 |
|  A  |  |                         |                             |                         |                                     |                  |
|  68 |  |                         |                             |                         |                                     |                  |

### 235/55R17 103Y XL FP FP, code: 542749

|   |  |                         |                             |                          |                                     |                  |
|---|--|-------------------------|-----------------------------|--------------------------|-------------------------------------|------------------|
|  C  | <b>Marking</b><br>Asymmetric<br>FP Rim Protection<br>XL Extra Load<br>TL Tubeless type | <b>Season</b><br>Summer | <b>EAN</b><br>5452000686619 | <b>Load index</b><br>103 | <b>Speed index</b><br>Y <= 300 KM/H | <b>Rim</b><br>17 |
|  A  |  |                         |                             |                          |                                     |                  |
|  68 |  |                         |                             |                          |                                     |                  |

## 225/55R17 97W \*RSC ROF FP FP, code: 537869

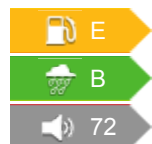


**Marking**  
Asymmetric  
FP Rim Protection  
\*RSC Runflat System Control  
TL Tubeless type



|               |               |                   |                    |
|---------------|---------------|-------------------|--------------------|
| <b>Season</b> | <b>EAN</b>    | <b>Load index</b> | <b>Speed index</b> |
| Summer        | 5452000578228 | 97                | W <= 270 KM/H      |
| <b>Rim</b>    |               |                   |                    |
| 17            |               |                   |                    |

## 265/35R22 102W XL FP FP SCT, code: 540816



**Marking**  
Asymmetric  
SCT Sound Comfort Technology  
FP Rim Protection  
XL Extra Load  
TL Tubeless type

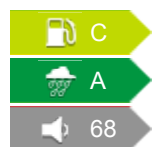
|               |               |
|---------------|---------------|
| <b>Season</b> | <b>EAN</b>    |
| Summer        | 5452000667441 |

|                   |
|-------------------|
| <b>Load index</b> |
| 102               |

|                    |            |
|--------------------|------------|
| <b>Speed index</b> | <b>Rim</b> |
| W <= 270 KM/H      | 22         |



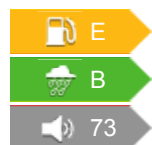
## 245/35R19 93Y XL FP FP, code: 532757



**Marking**  
Asymmetric  
FP Rim Protection  
XL Extra Load  
TL Tubeless type

|               |               |                   |                    |            |
|---------------|---------------|-------------------|--------------------|------------|
| <b>Season</b> | <b>EAN</b>    | <b>Load index</b> | <b>Speed index</b> | <b>Rim</b> |
| Summer        | 5452000498045 | 93                | Y <= 300 KM/H      | 19         |

## 285/35R22 106W XL FP FP, code: 549805



**Marking**  
Asymmetric  
FP Rim Protection  
XL Extra Load  
TL Tubeless type

|               |               |                      |                   |                    |
|---------------|---------------|----------------------|-------------------|--------------------|
| <b>Season</b> | <b>EAN</b>    | <b>Axis position</b> | <b>Load index</b> | <b>Speed index</b> |
| Summer        | 5452000825940 | Rear                 | 106               | W <= 270 KM/H      |
| <b>Rim</b>    |               |                      |                   |                    |
| 22            |               |                      |                   |                    |

## 255/35R20 97Y J XL FP FP, code: 533316

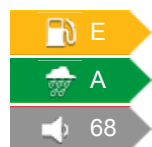


**Marking**  
Asymmetric  
FP Rim Protection  
J  
XL Extra Load  
TL Tubeless type

|               |               |                   |                    |            |
|---------------|---------------|-------------------|--------------------|------------|
| <b>Season</b> | <b>EAN</b>    | <b>Load index</b> | <b>Speed index</b> | <b>Rim</b> |
| Summer        | 5452000539595 | 97                | Y <= 300 KM/H      | 20         |






## 245/40R17 91Y FP FP, code: 532758






**Marking**  
Asymmetric  
FP Rim Protection  
TL Tubeless type

|               |               |                   |                    |            |
|---------------|---------------|-------------------|--------------------|------------|
| <b>Season</b> | <b>EAN</b>    | <b>Load index</b> | <b>Speed index</b> | <b>Rim</b> |
| Summer        | 5452000498052 | 91                | Y <= 300 KM/H      | 17         |




### 225/55R17 101W J XL FP FP, code: 548294

|   |   |                         |                             |                          |                                     |                  |
|---|---|-------------------------|-----------------------------|--------------------------|-------------------------------------|------------------|
|  B  | <b>Marking</b><br>Asymmetric<br>FP Rim Protection<br>J<br>XL Extra Load<br>TL Tubeless type | <b>Season</b><br>Summer | <b>EAN</b><br>5452000812551 | <b>Load index</b><br>101 | <b>Speed index</b><br>W <= 270 KM/H | <b>Rim</b><br>17 |
|  A  |   |                         |                             |                          |                                     |                  |
|  69 |   |                         |                             |                          |                                     |                  |




### 255/30R20 92Y XL FP FP, code: 537366

|   |  |                         |                             |                         |                                     |                  |
|---|--|-------------------------|-----------------------------|-------------------------|-------------------------------------|------------------|
|  C  | <b>Marking</b><br>Asymmetric<br>FP Rim Protection<br>XL Extra Load<br>TL Tubeless type | <b>Season</b><br>Summer | <b>EAN</b><br>5452000573490 | <b>Load index</b><br>92 | <b>Speed index</b><br>Y <= 300 KM/H | <b>Rim</b><br>20 |
|  A  |  |                         |                             |                         |                                     |                  |
|  69 |  |                         |                             |                         |                                     |                  |




### 245/35R18 92Y XL FP FP, code: 532756

|   |  |                         |                             |                         |                                     |                  |
|---|--|-------------------------|-----------------------------|-------------------------|-------------------------------------|------------------|
|  C  | <b>Marking</b><br>Asymmetric<br>FP Rim Protection<br>XL Extra Load<br>TL Tubeless type | <b>Season</b><br>Summer | <b>EAN</b><br>5452000498038 | <b>Load index</b><br>92 | <b>Speed index</b><br>Y <= 300 KM/H | <b>Rim</b><br>18 |
|  A  |  |                         |                             |                         |                                     |                  |
|  68 |  |                         |                             |                         |                                     |                  |




### 265/35R20 99Y XL FP FP, code: 542744

|   |  |                         |                             |                         |                                     |                  |
|---|--|-------------------------|-----------------------------|-------------------------|-------------------------------------|------------------|
|  C  | <b>Marking</b><br>Asymmetric<br>FP Rim Protection<br>XL Extra Load<br>TL Tubeless type | <b>Season</b><br>Summer | <b>EAN</b><br>5452000684875 | <b>Load index</b><br>99 | <b>Speed index</b><br>Y <= 300 KM/H | <b>Rim</b><br>20 |
|  A  |  |                         |                             |                         |                                     |                  |
|  70 |  |                         |                             |                         |                                     |                  |

### 225/45R17 91Y FP FP, code: 549845

|   |   |                         |                             |                         |                                     |                  |
|---|---|-------------------------|-----------------------------|-------------------------|-------------------------------------|------------------|
|  B  | <b>Marking</b><br>Asymmetric<br>FP Rim Protection<br>TL Tubeless type | <b>Season</b><br>Summer | <b>EAN</b><br>5452000826046 | <b>Load index</b><br>91 | <b>Speed index</b><br>Y <= 300 KM/H | <b>Rim</b><br>17 |
|  A  |   |                         |                             |                         |                                     |                  |
|  69 |   |                         |                             |                         |                                     |                  |

### 245/45R18 100Y \* RSC MOE XL ROF FP FP, code: 532419




|   |   |                         |                             |                          |                                     |                  |
|---|---|-------------------------|-----------------------------|--------------------------|-------------------------------------|------------------|
|  C  | <b>Marking</b><br>Asymmetric<br>FP Rim Protection<br>* RSC MOE<br>XL Extra Load<br>TL Tubeless type | <b>Season</b><br>Summer | <b>EAN</b><br>5452000488084 | <b>Load index</b><br>100 | <b>Speed index</b><br>Y <= 300 KM/H | <b>Rim</b><br>18 |
|  B  |   |                         |                             |                          |                                     |                  |
|  69 |   |                         |                             |                          |                                     |                  |



E-Class  
E-Class  
Estate  
5  
Series






### 315/30R22 107Y XL FP FP, code: 543483

|  |                   |               |               |                   |                    |            |
|--|-------------------|---------------|---------------|-------------------|--------------------|------------|
|  C  | <b>Marking</b>    | <b>Season</b> | <b>EAN</b>    | <b>Load index</b> | <b>Speed index</b> | <b>Rim</b> |
|  A  | Asymmetric        | Summer        | 5452000711052 | 107               | Y <= 300 KM/H      | 22         |
|  69 | FP Rim Protection |               |               |                   |                    |            |
|  | XL Extra Load     |               |               |                   |                    |            |
|  | TL Tubeless type  |               |               |                   |                    |            |




---

### 255/45R19 104Y AO1 XL FP FP, code: 544173

|  |                   |               |               |                   |                    |            |
|--|-------------------|---------------|---------------|-------------------|--------------------|------------|
|  B  | <b>Marking</b>    | <b>Season</b> | <b>EAN</b>    | <b>Load index</b> | <b>Speed index</b> | <b>Rim</b> |
|  A  | Asymmetric        | Summer        | 5452000716651 | 104               | Y <= 300 KM/H      | 19         |
|  69 | FP Rim Protection |               |               |                   |                    |            |
|  | AO1               |               |               |                   |                    |            |
|  | XL Extra Load     |               |               |                   |                    |            |
|  | TL Tubeless type  |               |               |                   |                    |            |




---

### 245/40R18 97Y XL FP FP, code: 532761

|  |                   |               |               |                   |                    |            |
|--|-------------------|---------------|---------------|-------------------|--------------------|------------|
|  C  | <b>Marking</b>    | <b>Season</b> | <b>EAN</b>    | <b>Load index</b> | <b>Speed index</b> | <b>Rim</b> |
|  A  | Asymmetric        | Summer        | 5452000498083 | 97                | Y <= 300 KM/H      | 18         |
|  68 | FP Rim Protection |               |               |                   |                    |            |
|  | XL Extra Load     |               |               |                   |                    |            |
|  | TL Tubeless type  |               |               |                   |                    |            |




---

### 225/45R18 95Y XL FP FP, code: 532746

|  |                   |               |               |                   |                    |            |
|--|-------------------|---------------|---------------|-------------------|--------------------|------------|
|  C  | <b>Marking</b>    | <b>Season</b> | <b>EAN</b>    | <b>Load index</b> | <b>Speed index</b> | <b>Rim</b> |
|  A  | Asymmetric        | Summer        | 5452000497932 | 95                | Y <= 300 KM/H      | 18         |
|  68 | FP Rim Protection |               |               |                   |                    |            |
|  | XL Extra Load     |               |               |                   |                    |            |
|  | TL Tubeless type  |               |               |                   |                    |            |




---

### 255/40R20 101Y XL FP FP, code: 543403

|  |                   |               |               |                   |                    |            |
|--|-------------------|---------------|---------------|-------------------|--------------------|------------|
|  B  | <b>Marking</b>    | <b>Season</b> | <b>EAN</b>    | <b>Load index</b> | <b>Speed index</b> | <b>Rim</b> |
|  A  | Asymmetric        | Summer        | 5452000709899 | 101               | Y <= 300 KM/H      | 20         |
|  70 | FP Rim Protection |               |               |                   |                    |            |
|  | XL Extra Load     |               |               |                   |                    |            |
|  | TL Tubeless type  |               |               |                   |                    |            |




---

### 285/30R20 99Y XL FP FP, code: 543353




|  |                   |               |               |                   |                    |            |
|--|-------------------|---------------|---------------|-------------------|--------------------|------------|
|  C  | <b>Marking</b>    | <b>Season</b> | <b>EAN</b>    | <b>Load index</b> | <b>Speed index</b> | <b>Rim</b> |
|  A  | Asymmetric        | Summer        | 5452000709561 | 99                | Y <= 300 KM/H      | 20         |
|  69 | FP Rim Protection |               |               |                   |                    |            |
|  | XL Extra Load     |               |               |                   |                    |            |
|  | TL Tubeless type  |               |               |                   |                    |            |

---




### 215/45R17 87Y FP FP, code: 532538

|   |   |                         |                             |                         |                                     |                  |
|---|---|-------------------------|-----------------------------|-------------------------|-------------------------------------|------------------|
|  E  | <b>Marking</b><br>Asymmetric<br>FP Rim Protection<br>TL Tubeless type | <b>Season</b><br>Summer | <b>EAN</b><br>5452000497857 | <b>Load index</b><br>87 | <b>Speed index</b><br>Y <= 300 KM/H | <b>Rim</b><br>17 |
|  A  |   |                         |                             |                         |                                     |                  |
|  67 |   |                         |                             |                         |                                     |                  |




### 305/30ZR21 (104Y) NA0 XL FP FP, code: 544263

|   |  |                         |                             |                              |                          |                                     |
|---|--|-------------------------|-----------------------------|------------------------------|--------------------------|-------------------------------------|
|  E  | <b>Marking</b><br>Asymmetric<br>FP Rim Protection<br>NA0 | <b>Season</b><br>Summer | <b>EAN</b><br>5452000718082 | <b>Axis position</b><br>Rear | <b>Load index</b><br>104 | <b>Speed index</b><br>Y <= 300 KM/H |
|  B  |  |                         |                             |                              |                          |                                     |
|  72 | <b>XL Extra Load</b><br><b>TL Tubeless type</b>          | <b>Rim</b><br>21        |                             |                              |                          |                                     |

### 265/35R21 101Y AO XL FP FP, code: 547267




|   |   |                         |                             |                          |                                     |                  |
|---|---|-------------------------|-----------------------------|--------------------------|-------------------------------------|------------------|
|  C  | <b>Marking</b><br>Asymmetric<br>FP Rim Protection<br>AO | <b>Season</b><br>Summer | <b>EAN</b><br>5452000801869 | <b>Load index</b><br>101 | <b>Speed index</b><br>Y <= 300 KM/H | <b>Rim</b><br>21 |
|  B  |   |                         |                             |                          |                                     |                  |
|  72 | <b>XL Extra Load</b><br><b>TL Tubeless type</b>         |                         |                             |                          |                                     |                  |

### 245/45R18 96W FP FP, code: 540768

|   |   |                         |                             |                         |                                     |                  |
|---|---|-------------------------|-----------------------------|-------------------------|-------------------------------------|------------------|
|  B  | <b>Marking</b><br>Asymmetric<br>FP Rim Protection<br>TL Tubeless type | <b>Season</b><br>Summer | <b>EAN</b><br>5452000667649 | <b>Load index</b><br>96 | <b>Speed index</b><br>W <= 270 KM/H | <b>Rim</b><br>18 |
|  B  |   |                         |                             |                         |                                     |                  |
|  68 |   |                         |                             |                         |                                     |                  |



### 245/40R17 95Y XL FP FP, code: 532759

|   |  |                         |                             |                         |                                     |                  |
|---|--|-------------------------|-----------------------------|-------------------------|-------------------------------------|------------------|
|  C  | <b>Marking</b><br>Asymmetric<br>FP Rim Protection<br>XL Extra Load<br>TL Tubeless type | <b>Season</b><br>Summer | <b>EAN</b><br>5452000498069 | <b>Load index</b><br>95 | <b>Speed index</b><br>Y <= 300 KM/H | <b>Rim</b><br>17 |
|  A  |  |                         |                             |                         |                                     |                  |
|  69 |  |                         |                             |                         |                                     |                  |

## 275/35R19 100Y \* RSC MOE XL ROF FP FP, code: 532418



**Marking**  
Asymmetric  
FP Rim Protection  
\* RSC MOE  
XL Extra Load  
TL Tubeless type



|                      |                   |
|----------------------|-------------------|
| <b>Season</b>        | <b>EAN</b>        |
| Summer               | 5452000488077     |
| <b>Axis position</b> | <b>Load index</b> |
| Rear                 | 100               |
| <b>Speed index</b>   | <b>Rim</b>        |
| Y <= 300 KM/H        | 19                |



E-Class  
E-Class  
Estate  
5  
Series



**i** This tire has been designed for Original Equipment purposes and has a different tread compared to the replacement tire displayed. We advise not to mix but only mount tires with the same tread pattern on the same axle.

## 245/45R18 100Y J XL FP FP, code: 533314



**Marking**  
Asymmetric  
FP Rim Protection  
J  
XL Extra Load  
TL Tubeless type

|                   |                    |            |
|-------------------|--------------------|------------|
| <b>Season</b>     | <b>EAN</b>         |            |
| Summer            | 5452000539571      |            |
| <b>Load index</b> | <b>Speed index</b> | <b>Rim</b> |
| 100               | Y <= 300 KM/H      | 18         |



XF

**i** This tire has been designed for Original Equipment purposes and has a different tread compared to the replacement tire displayed. We advise not to mix but only mount tires with the same tread pattern on the same axle.

## 275/40R18 99Y \* RSC MOE ROF FP FP, code: 532420



**Marking**  
Asymmetric  
FP Rim Protection  
\* RSC MOE  
TL Tubeless type



|                      |                   |
|----------------------|-------------------|
| <b>Season</b>        | <b>EAN</b>        |
| Summer               | 5452000488091     |
| <b>Axis position</b> | <b>Load index</b> |
| Rear                 | 99                |
| <b>Speed index</b>   | <b>Rim</b>        |
| Y <= 300 KM/H        | 18                |




5  
Series



E-Class  
E-Class  
Estate

## 245/40R19 98Y XL FP FP, code: 532762

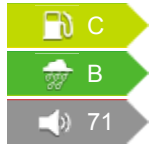


**Marking**  
Asymmetric  
FP Rim Protection  
XL Extra Load  
TL Tubeless type

|               |               |                   |                    |            |
|---------------|---------------|-------------------|--------------------|------------|
| <b>Season</b> | <b>EAN</b>    | <b>Load index</b> | <b>Speed index</b> | <b>Rim</b> |
| Summer        | 5452000498090 | 98                | Y <= 300 KM/H      | 19         |



## 245/35R20 95Y \* RSC MOE REV1 XL ROF FP FP, code: 544333



**Marking**  
Asymmetric  
FP Rim Protection  
\* RSC MOE REV1  
XL Extra Load  
TL Tubeless type



**Season** EAN  
Summer 5452000719454

**Load index** **Speed index** **Rim**  
95 Y <= 300 KM/H 20



E-Class  
E-Class  
Coupé  
E-Class Estate  
5  
Series



## 225/50R17 98Y XL FP FP, code: 536030



**Marking**  
Asymmetric  
FP Rim Protection  
XL Extra Load  
TL Tubeless type

**Season** **EAN** **Load index** **Speed index** **Rim**  
Summer 5452000563750 98 Y <= 300 KM/H 17

## 235/40R18 95Y XL FP FP, code: 543312



**Marking**  
Asymmetric  
FP Rim Protection  
XL Extra Load  
TL Tubeless type

**Season** **EAN** **Load index** **Speed index** **Rim**  
Summer 5452000709127 95 Y <= 300 KM/H 18

## 245/40ZR20 95Y TPC SPEC ROF FP FP, code: 539154



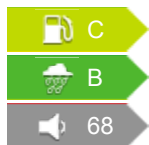
**Marking**  
Asymmetric  
FP Rim Protection  
TPC SPEC  
TL Tubeless type



**Season** **EAN** **Axis position** **Load index** **Speed index**  
Summer 5452000586391 Front 95 Y <= 300 KM/H

**Rim**  
20

## 225/55R17 97Y \* RSC MOE ROF FP FP, code: 532438



**Marking**  
Asymmetric  
FP Rim Protection  
\* RSC MOE  
TL Tubeless type




**Season** **EAN** **Load index** **Speed index** **Rim**  
Summer 5452000488374 97 Y <= 300 KM/H 17



E-Class  
E-Class  
Estate  
5  
Series



## 235/45R18 98Y XL FP FP, code: 532755




**Marking**  
Asymmetric  
FP Rim Protection  
XL Extra Load  
TL Tubeless type

**Season** **EAN** **Load index** **Speed index** **Rim**  
Summer 5452000498021 98 Y <= 300 KM/H 18




## 225/45R19 96W XL FP FP, code: 542751

|   |  |                         |                             |                         |                                     |                  |
|---|--|-------------------------|-----------------------------|-------------------------|-------------------------------------|------------------|
|  C | <b>Marking</b><br>Asymmetric<br>FP Rim Protection<br>XL Extra Load<br>TL Tubeless type | <b>Season</b><br>Summer | <b>EAN</b><br>5452000686633 | <b>Load index</b><br>96 | <b>Speed index</b><br>W <= 270 KM/H | <b>Rim</b><br>19 |
|---|--|-------------------------|-----------------------------|-------------------------|-------------------------------------|------------------|


## 235/50R18 101Y XL FP FP SCT, code: 542117


|   |  |                         |                             |                          |                                     |                  |
|---|--|-------------------------|-----------------------------|--------------------------|-------------------------------------|------------------|
|  C | <b>Marking</b><br>Asymmetric<br>SCT Sound Comfort Technology<br>FP Rim Protection<br>XL Extra Load<br>TL Tubeless type | <b>Season</b><br>Summer | <b>EAN</b><br>5452000679758 | <b>Load index</b><br>101 | <b>Speed index</b><br>Y <= 300 KM/H | <b>Rim</b><br>18 |
|---|--|-------------------------|-----------------------------|--------------------------|-------------------------------------|------------------|

## 285/30R19 98Y XL FP FP, code: 532776

|   |  |                         |                             |                         |                                     |                  |
|---|--|-------------------------|-----------------------------|-------------------------|-------------------------------------|------------------|
|  C | <b>Marking</b><br>Asymmetric<br>FP Rim Protection<br>XL Extra Load<br>TL Tubeless type | <b>Season</b><br>Summer | <b>EAN</b><br>5452000498236 | <b>Load index</b><br>98 | <b>Speed index</b><br>Y <= 300 KM/H | <b>Rim</b><br>19 |
|---|--|-------------------------|-----------------------------|-------------------------|-------------------------------------|------------------|

## 225/45R18 95Y XL ROF FP FP, code: 545625

|   |  |                         |                             |                         |                                     |                  |
|---|--|-------------------------|-----------------------------|-------------------------|-------------------------------------|------------------|
|  E | <b>Marking</b><br>Asymmetric<br>FP Rim Protection<br>XL Extra Load<br>TL Tubeless type | <b>Season</b><br>Summer | <b>EAN</b><br>5452000731173 | <b>Load index</b><br>95 | <b>Speed index</b><br>Y <= 300 KM/H | <b>Rim</b><br>18 |
|---|--|-------------------------|-----------------------------|-------------------------|-------------------------------------|------------------|



## Test Results



Exemplary



Recommendable



Vorbildlich, Rang 3 von 9



Test winner, Exemplary



Testwinner - Especially recommendable, Rank 1 of 8



Highly recommended, Rank 2 of 14



HIGHLY RECOMMENDED



TEST WINNER



TYRE TEST 2ND OVERALL

## Legal content

\* Compared to average performance of 3 latest designs from main competitors in UHP segment (Michelin Pilot Sport 3, Bridgestone Potenza S001, Continental Sport Contact 5). Tested by TÜV SÜD Product Service GmbH in Sept – Oct 2015 by order of Goodyear Dunlop. New UHP, Tire Size: 225/45 R17 91Y; Test Car: VW Golf; Test Locations: Mireval (F), Papenburg (D), TÜV SÜD PS Garching (D); Report No. 713066268. \*\* Scores for rolling resistance: Continental Sport Contact 5 – 101.6; Goodyear Eagle F1 Asymmetric 3 – 100; average of leading competitors – 89.1. Part of test specified above with report No. 713066268.